



Optical Fiber Solutions for
MEDICAL DEVICES

OPTICAL FIBER, CABLE, ASSEMBLIES

ISO 9001 and 13485 Certified

FDA Good Manufacturing Practices

USP Class VI and ISO10993 for
Biocompatibility

Low Bioburden Assembly Room

Engineering Support for Fiber, Cable, and
Assembly

www.ofsoptics.com/medical

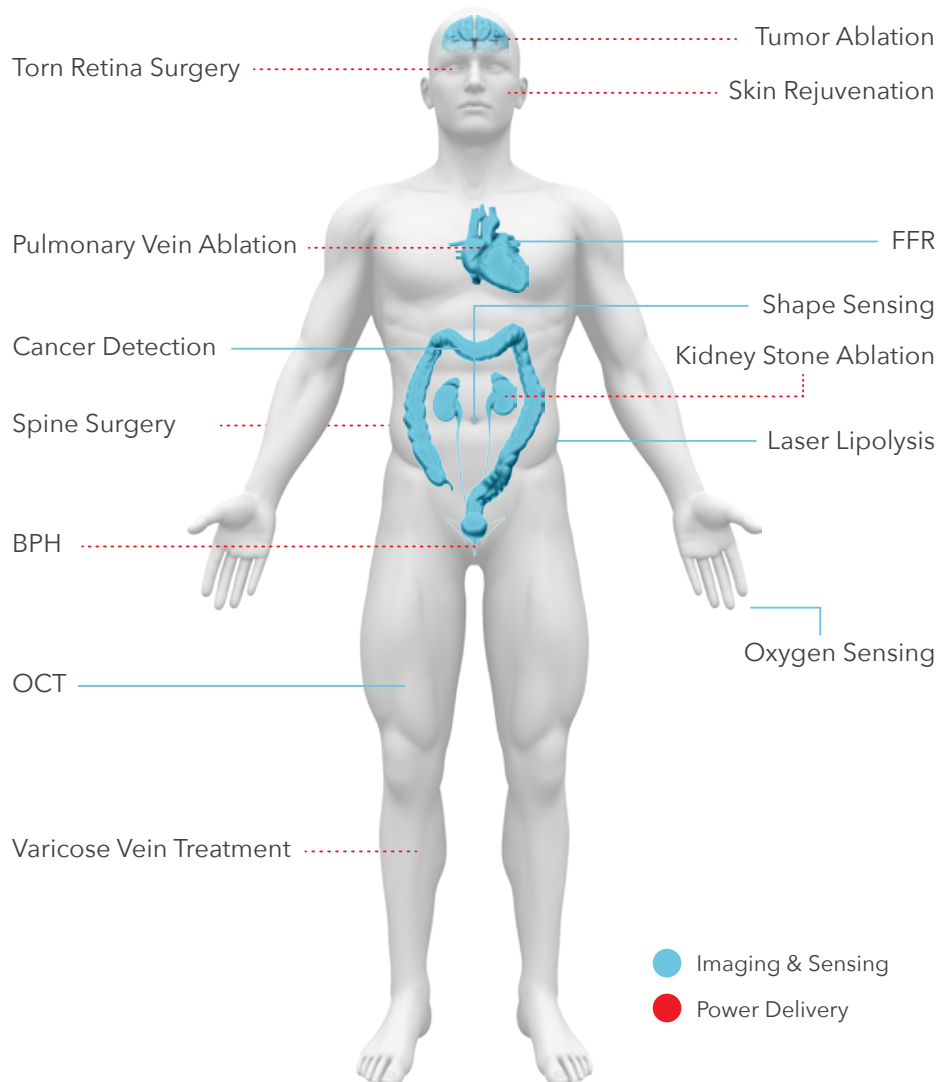
Optical Fiber Solutions for Medical Devices

PREFACE

OFS is **ISO13485 certified**, follows **FDA Good Manufacturing Practices**, and tests fibers to **USP Class VI** standards and **ISO10993** for biocompatibility.

OFS is a vertically integrated optical fiber manufacturer from the glass preform to probe assembly with more than 30 years' experience in the design and production of specialty optical fibers.

TYPICAL APPLICATIONS



Customizable Fiber Tip Assemblies and Terminations

Our support for your medical applications goes beyond fiber, cable, and assembly.



- Single-use disposable products
- Multiple-use serializable products
- Sub-assemblies
- Final-assemblies
- Various connectors available

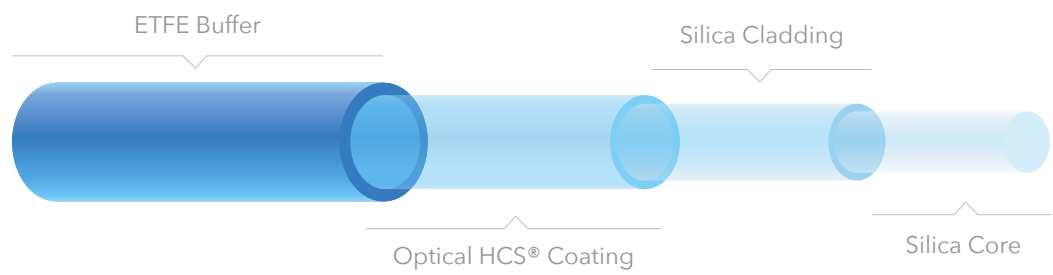
From simple flat cleaving to complex-shape, OFS offers highly customizable fiber tip assemblies for your needs. Your products are made and packaged in environmentally controlled room, ready for sterilization.



A Furukawa Company

Biocompatible Multimode Step-Index Optical Fibers

for High Power Delivery Medical Applications



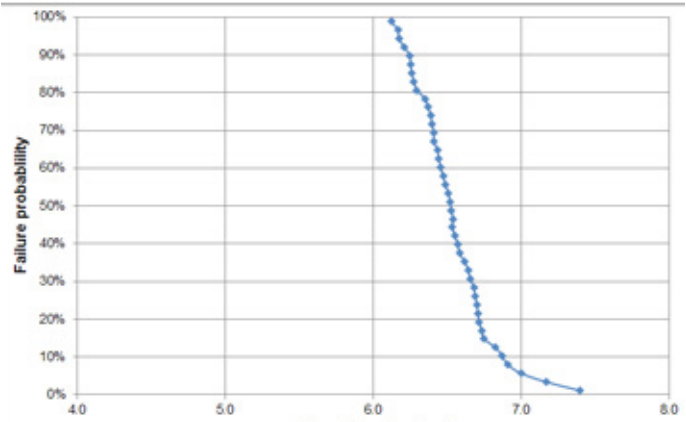
Diameters in μm						
Item Name	Core	Clad	Coating	Buffer	NA	Part Number
200-22 HCL Fiber	200	240	260	375	0.22	BF06856-01
272-22 HCX Fiber	272	299	330	400	0.22	F24748
365-22 HCL Fiber	365	400	430	550	0.22	BF05147
365-22 HCL Fiber	365	400	430	730	0.22	BF06341
550-22 HCL Fiber	550	600	630	750	0.22	CF01493-53
940-22 HCL Fiber	940	1000	1035	1400	0.22	CF01493-54

Reliable laser delivery up to a 5 mm bend*

HCXtreme Optical Fiber technology addresses the problem of fiber failure due to tight bending of optical fiber under power. This optimized fiber design reduces bend loss and offers superior performance in high power laser delivery application that requires bending.

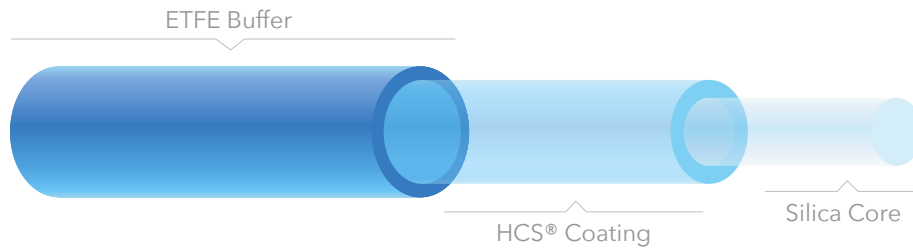
* For further details and testing methodology, request a copy of our white paper, entitled “Study of Optical Fiber Damage Under Tight Bend with High Optical Power at 2140 nm.”

FIBER FAILURE PROBABILITY VS. BEND DIAMETER UNDER LASER POWER

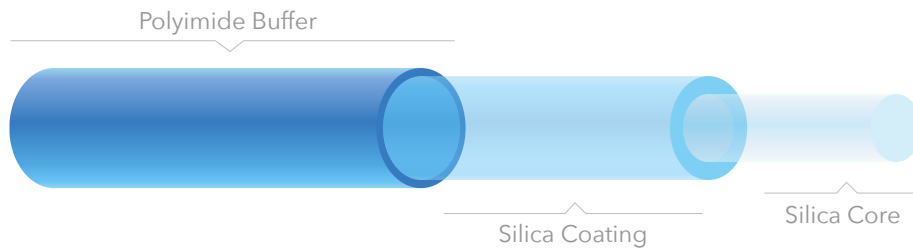


FIBER TESTED: 365 μm core; 400 μm clad; 0.22 NA

Biocompatible Multimode Step-Index Optical Fibers for Power Delivery Medical Applications



Diameters in μm					
Item Name	Core	Clad	Coating	NA	Part Number
200 μm HCS Low OH Fiber	200	230	500	0.37	CF01493-10
300 μm HCS Low OH Fiber	300	330	650	0.37	CF01493-11
400 μm HCS Low OH Fiber	400	430	730	0.37	CF01493-12
600 μm HCS Low OH Fiber	600	630	1040	0.37	CF01493-14
800 μm HCS Low OH Fiber	800	830	1040	0.37	CF01493-65
1000 μm HCS Low OH Fiber	1000	1035	1400	0.37	CF01493-15
1500 μm HCS Low OH Fiber	1500	1535	2000	0.37	CF01493-62
200 μm HCS Low OH Fiber	200	230	500	0.43	CF05578-01
400 μm HCS Low OH Fiber	400	430	730	0.43	CF05578-03

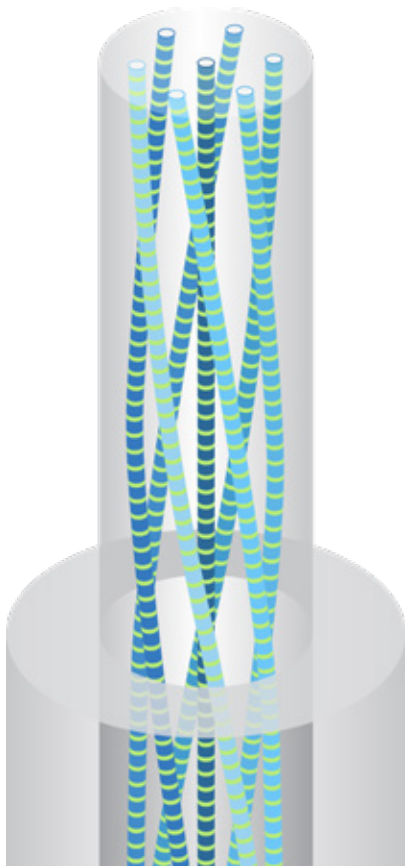


Diameters in μm					
Item Name	Core	Clad	Coating	NA	Part Number
100 μm TCL Low OH Fiber	100	220	140	0.22	CF04406-11
200 μm TCL Low OH Fiber	200	220	250	0.22	CF04406-13
200 μm TCL Low OH Fiber	200	240	270	0.22	CF04406-14
320 μm TCL Low OH Fiber	320	385	415	0.22	CF04406-15
400 μm TCL Low OH Fiber	400	440	470	0.22	CF04406-16
600 μm TCL Low OH Fiber	600	660	690	0.22	CF04406-17



A Furukawa Company

Twisted Multicore Fiber with Continuous Grating for Shape Sensor Applications



PRODUCT SPECIFICATIONS	
Fiber Dimensions/Geometric Properties	
Fiber Core Geometry	6 around 1
Cladding Diameter	125 μm
Coating Type	Acrylate
Coating Diameter	200 μm
Coating Concentricity	< 8 μm
Core-to-Core Spacing	35 μm
Center Core Concentricity in Glass	0.5 μm
Twist Rate	50 twists/m
Numerical Aperture	0.21
Mode Field Diameter at 1550 nm	6 μm
Fiber Proof Strength	100 kpsi

KEY FEATURES

- Multicore fiber with continuous FBGs
- Designed for shape sensing applications
- Multicore connectorization and fan-outs
- Low back reflection termination

High quality continuous gratings without stripping and recoating preserve the fiber’s mechanical integrity. This manufacturing platform enables us to customize and optimize the product to meet various customers’ demands more economically.*

** For further details and applications, request a copy of our white paper, entitled “Multicore Optical Fiber Grating Arrays for Sensing Applications.”*

Gratings Characteristics	
Grating Length	35 mm
Typical Spacing Between Gratings	0.2 mm
Grating Center Wavelength	1540 nm
Typical Integrated Grating Reflectivity in each Core for 1cm of Grating	-70 dB
Typical Array Length	25 m
NOTE: Custom fibers/gratings are available to achieve specific requirements.	



Optical Fiber Solutions for Imaging and Sensing Applications

OFS plays an important role in the expanding adoption of optical coherence tomography (OCT) using miniature optical fiber probes in such applications as cardiology, oncology, and gastroenterology.

Single-Mode						
Part Number	Operating Wavelength	NA	MFD	Clad	Coating	Coating Material
BF05717-01	1310 nm	0.12	$9.3 \pm 0.5 \mu\text{m}$	$125 \pm 1 \mu\text{m}$	155 ± 5	PYROCOAT®
BF05717-06	1270 - 1340 nm	0.12	$9.3 \pm 0.5 \mu\text{m}$	$125 \pm 1 \mu\text{m}$	$155 \pm 5 \mu\text{m}$	PYROCOAT
BF04441-06	1310 nm	0.12	$9.3 \pm 0.5 \mu\text{m}$	$80 \pm 2 \mu\text{m}$	$100 \pm 4 \mu\text{m}$	PYROCOAT
BF04701	850 nm	0.12	$6.0 \pm 0.5 \mu\text{m}$	$125 \pm 1 \mu\text{m}$	$155 \pm 5 \mu\text{m}$	PYROCOAT

Multimode Graded-Index						
Part Number	NA	Core	Clad	Coating	Coating Material	
BF04433	0.20	$50 \pm 3 \mu\text{m}$	$125 \pm 2 \mu\text{m}$	$155 \pm 5 \mu\text{m}$	PYROCOAT	
F19230-01	0.275	$62.5 \pm 3 \mu\text{m}$	$125 \pm 1 \mu\text{m}$	$155 \pm 5 \mu\text{m}$	PYROCOAT	

PYROCOAT is a registered trademark of OFS FITEC, LLC. for polyimide coating.



A Furukawa Company

OFS and FEC Manufacturing Locations



For additional information please contact your sales representative.

You can also visit our website at www.ofsoptics.com
or call 1-888-FIBER-HELP (1-888-342-3743) from inside the USA
or +1-770-798-5555 from outside the USA.
EMEA Specific: +49 (0) 228 7489 201

HCXtreme, HCS and LineaSens are registered trademarks of OFS FITEL, LLC.

OFS reserves the right to make changes to the prices and product(s) described in this document at any time without notice.

This document is for informational purposes only and is not intended to modify or supplement any OFS warranties or specifications relating to any of its products or services.

Copyright © 2019 OFS FITEL, LLC
All rights reserved, printed in USA.

OFS Marketing Communications

Date: 02/19

